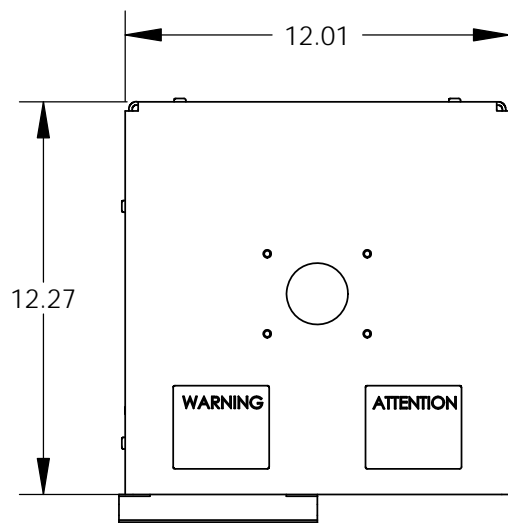
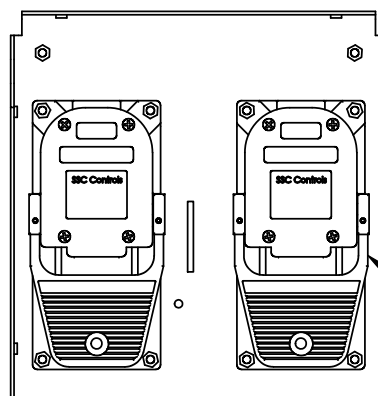
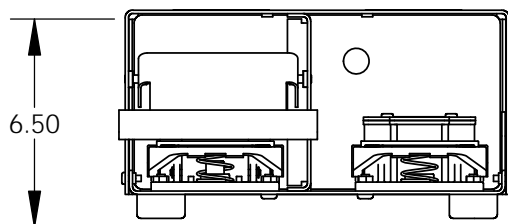


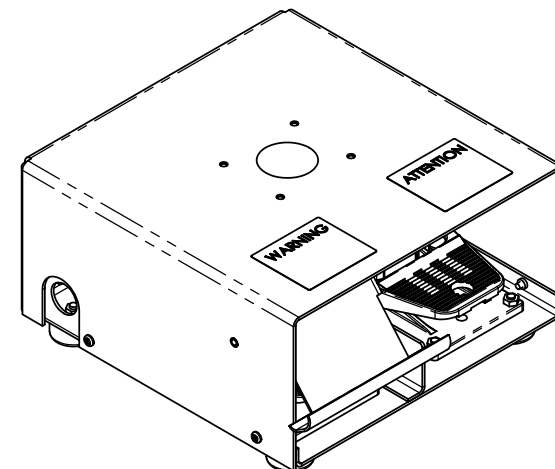
THE INFORMATION CONTAINED IN THIS DRAWING IS THE SOLE PROPERTY OF THE SSC CONTROLS COMPANY AND IS NOT TO BE USED, REPRODUCED, OR DISCLOSED WITHOUT THE EXPRESS WRITTEN PERMISSION OF THE SSC CONTROLS COMPANY.



OPTIONAL GATE
(LEFT SIDE ONLY)



VIEW SHOWING COVER REMOVED



GX-SERIES FOOT SWITCH

THE BGX500 INCLUDES ANY TWO GX-SERIES FOOT SWITCHES MOUNTED INSIDE THE STEEL ENCLOSURE WITH FOUR RUBBER BUMPER FEET. THERE IS A CONNECTION AREA INSIDE THE BACK OF THE COVER FOR WIRING AND A CABLE EXIT POINT OUT OF EITHER THE LEFT OR RIGHT SIDES.

WEIGHT (APPROXIMATE): 23 POUNDS

CONTACT INFORMATION:
 THE SSC CONTROLS CO.
 PH: 440-205-1600
 FAX: 440-205-1700
 EMAIL: MAIL@SSCCONTROLS.COM
 WEBSITE: WWW.SSCCONTROLS.COM

The SSC Controls Company

8909 EAST AVENUE
 MENTOR, OHIO, USA 44060

UNLESS OTHERWISE SPECIFIED,
 DIMENSIONS ARE IN INCHES
 AND TOLERANCES ARE AS FOLLOWS:

FOR 2 DECIMAL PLACES: $\pm .02$
 FOR 3 DECIMAL PLACES: $\pm .002$
 FOR ANGLES: $\pm .5$ OF A DEGREE

DRAWING INFORMATION

DRAWN BY: BAM

CHECKED BY: JEM

DATE: 7/16/08

SCALE: N/A

DRAWING NAME:

**EXTERIOR DIMENSIONS
 BGX500 DUAL BOX**

DRAWING NUMBER:

N/A