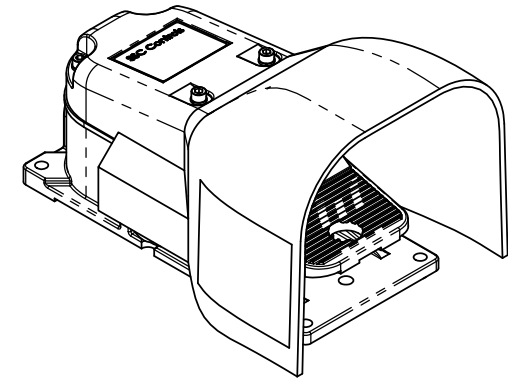


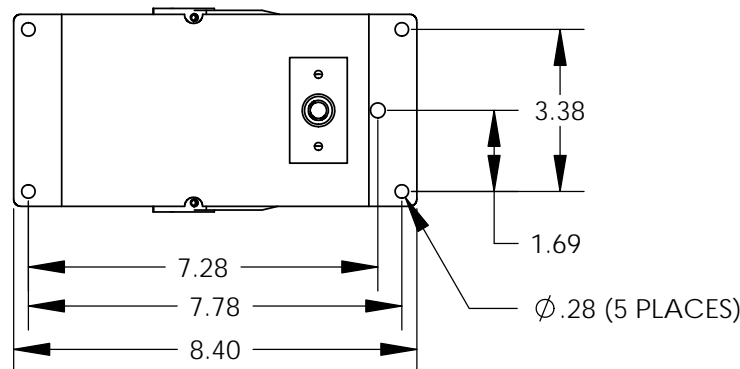
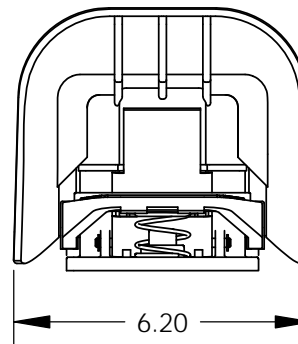
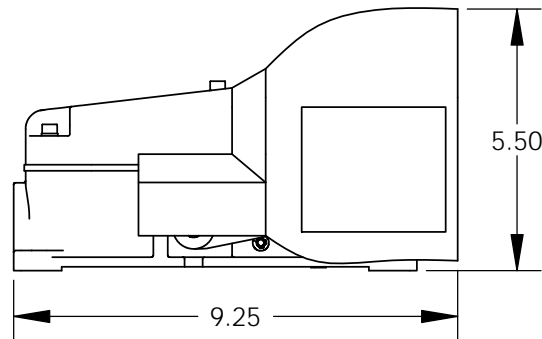
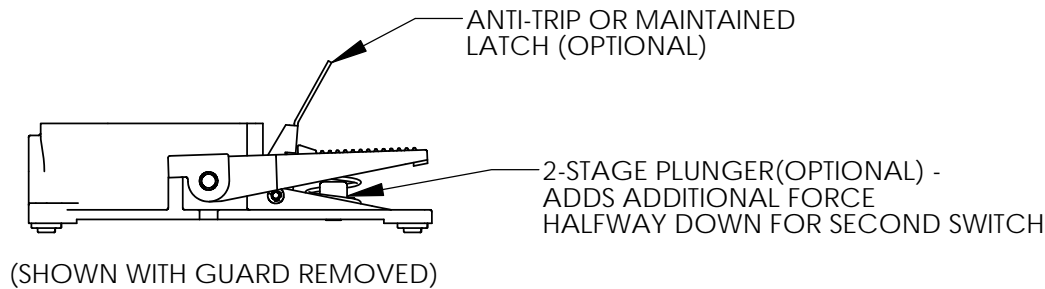
THE INFORMATION CONTAINED IN THIS DRAWING IS THE SOLE PROPERTY OF THE SSC CONTROLS COMPANY AND IS NOT TO BE USED, REPRODUCED, OR DISCLOSED WITHOUT THE EXPRESS WRITTEN PERMISSION OF THE SSC CONTROLS COMPANY.




UL/CSA/NEMA ENCLOSURE TYPE 2, 4, AND 13
IEC ENCLOSURE RATING IP56
APPROXIMATE WEIGHT: 5 LBS

CONTACT INFORMATION:
THE SSC CONTROLS CO.
PH: 440-205-1600
FAX: 440-205-1700
EMAIL: MAIL@SSCCONTROLS.COM
WEBSITE: WWW.SSCCONTROLS.COM

ALL DIMENSIONS ARE FOR REFERENCE ONLY.



REPLACEMENT PARTS:
SWITCH, 20 AMP, SPDT (P/N 11416)
RUBBER GASKET (P/N 11404)
GUARD KIT (P/N 11401-KIT)
(INCLUDES GUARD, GASKET, AND SCREWS)
COMPRESSION SPRING, 1.2" O.D. (P/N 10004-3)

Model	Action	Switches	Stages	Contacts, per Switch	Rating	Certifications
G500-MO	Momentary	1	1	SPDT	20 amp, 125/250 VAC	 (Certified to CSA and UL standards)
G500-MA	Maintained	1	1	SPDT	20 amp, 125/250 VAC	
G500-AT	Anti-Trip	1	1	SPDT	20 amp, 125/250 VAC	
G502-MO	Momentary	2	1	SPDT	20 amp, 125/250 VAC	
G502-MA	Maintained	2	1	SPDT	20 amp, 125/250 VAC	
G502-AT	Anti-Trip	2	1	SPDT	20 amp, 125/250 VAC	
G502-MO-2S	Momentary	2	2	SPDT	20 amp, 125/250 VAC	
G502-AT-2S	Anti-Trip	2	2	SPDT	20 amp, 125/250 VAC	

The SSC Controls Company

8909 EAST AVENUE
MENTOR, OHIO, USA 44060

UNLESS OTHERWISE SPECIFIED,
DIMENSIONS ARE IN INCHES
AND TOLERANCES ARE AS FOLLOWS:

FOR 2 DECIMAL PLACES: ± .02
FOR 3 DECIMAL PLACES: ± .002
FOR ANGLES: ± .5 OF A DEGREE

DRAWING INFORMATION

DRAWN BY: BAM

CHECKED BY: JEM

DATE: 7/1/20

SCALE: 1:4

DRAWING NAME:

**G-SERIES FOOT SWITCHES
EXTERIOR DIMENSIONS**

DRAWING NUMBER:

N/A