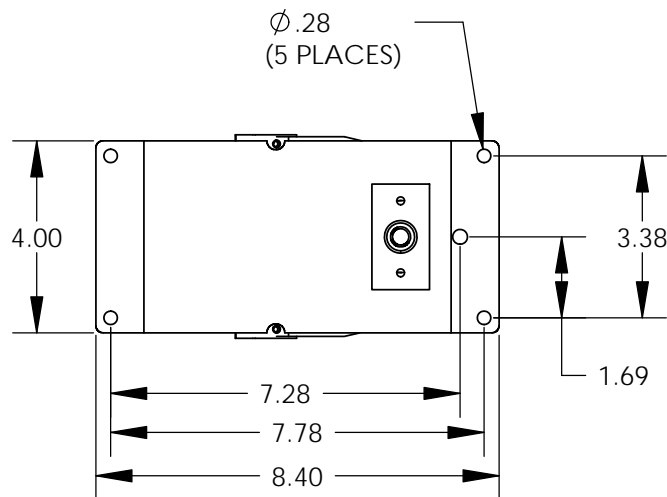
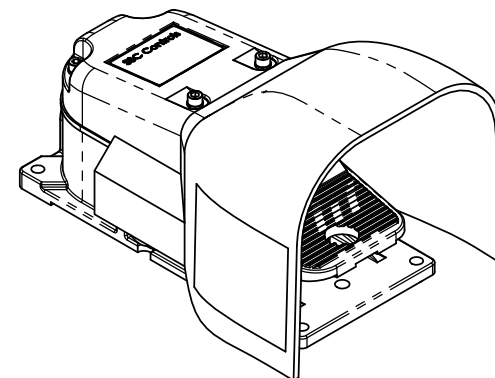
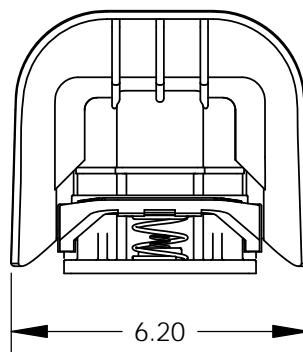
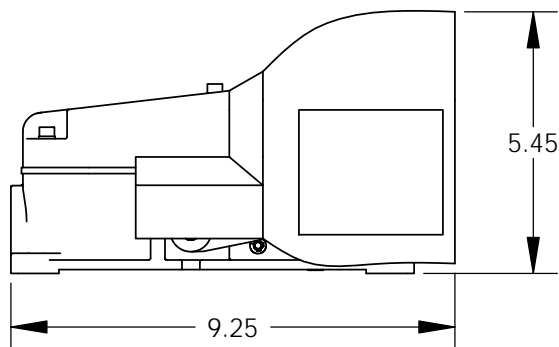


THE INFORMATION CONTAINED IN THIS DRAWING IS THE SOLE PROPERTY OF THE SSC CONTROLS COMPANY AND IS NOT TO BE USED, REPRODUCED, OR DISCLOSED WITHOUT THE EXPRESS WRITTEN PERMISSION OF THE SSC CONTROLS COMPANY.



CSA/UL ENCLOSURE TYPE 2, 4, & 13  
IEC ENCLOSURE IP-56  
APPROXIMATE WEIGHT: 5 LBS

CONTACT INFORMATION:  
THE SSC CONTROLS CO.  
PH: 440-205-1600  
FAX: 440-205-1700  
EMAIL: MAIL@SSCCONTROLS.COM  
WEBSITE: WWW.SSCCONTROLS.COM

ALL DIMENSIONS ARE FOR REFERENCE ONLY.

REPLACEMENT PARTS:  
SWITCH, 20 AMP, SPDT (P/N 11416)  
RUBBER GASKET (P/N 11404)  
GUARD KIT (P/N 11401-KIT)  
(INCLUDES GUARD, GASKET, AND SCREWS)  
COMPRESSION SPRING, 1.2" O.D. (P/N 10004-3)  
POTENTIOMETER (P/N 11485-1K FOR 1,000 OHMS, 11485-5K  
FOR 5,000 OHMS, OR 11485-10K FOR 10,000 OHMS)

## The SSC Controls Company

8909 EAST AVENUE  
MENTOR, OHIO, USA 44060

UNLESS OTHERWISE SPECIFIED,  
DIMENSIONS ARE IN INCHES  
AND TOLERANCES ARE AS FOLLOWS:

FOR 2 DECIMAL PLACES:  $\pm .02$   
FOR 3 DECIMAL PLACES:  $\pm .002$   
FOR ANGLES:  $\pm .5$  OF A DEGREE

### DRAWING INFORMATION

DRAWN BY: BAM

CHECKED BY: JEM

DATE: 7/1/20

SCALE: 1:4

### DRAWING NAME:

**G700 EXTERIOR DIMS. AND  
REPLACEMENT PARTS**

### DRAWING NUMBER:

**N/A**