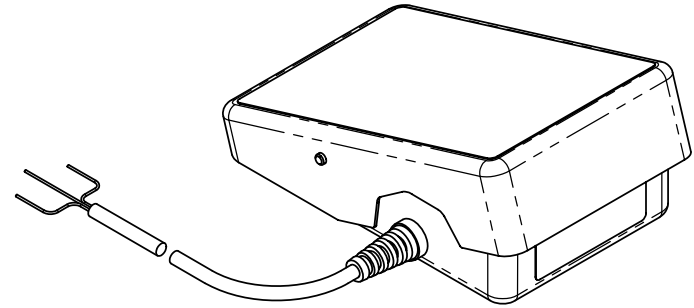
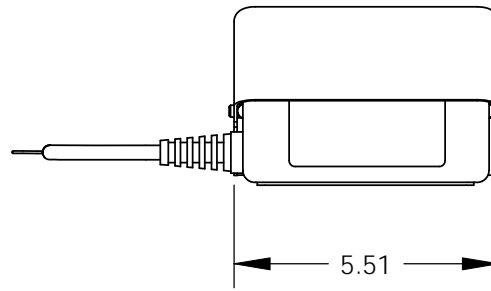
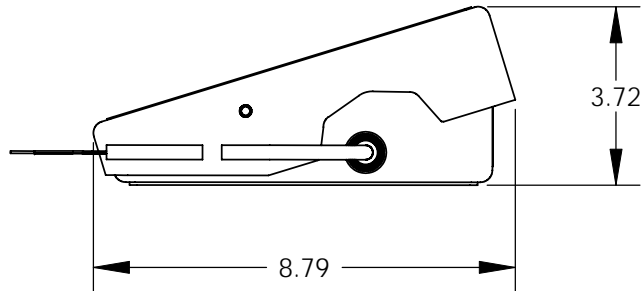
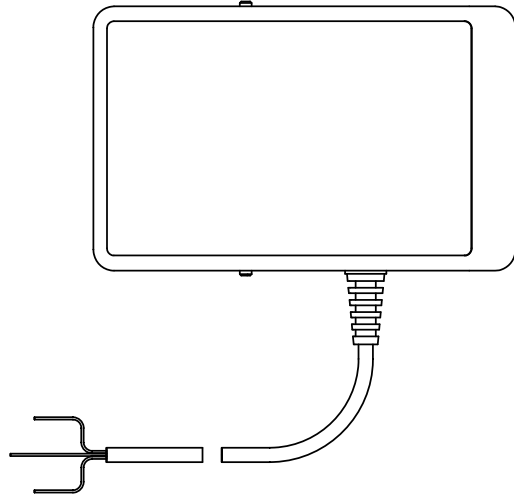


THE INFORMATION CONTAINED IN THIS DRAWING IS THE SOLE PROPERTY OF THE SSC CONTROLS COMPANY AND IS NOT TO BE USED, REPRODUCED, OR DISCLOSED WITHOUT THE EXPRESS WRITTEN PERMISSION OF THE SSC CONTROLS COMPANY.



MODELS:

L-SERIES POT. FOOT CONTROL (MOMENTARY)
M-SERIES POT. FOOT CONTROL (MAINTAINED)

ENCLOSURE:

STEEL, POWDER PAINT
NEMA/UL ENCLOSURE TYPE 1
IEC ENCLOSURE RATING IP21

APPROXIMATE WEIGHT: 3.98 LBS (1.81 KG)

CONTACT INFORMATION:

THE SSC CONTROLS CO.
PH: 440-205-1600
FAX: 440-205-1700
EMAIL: MAIL@SSCCONTROLS.COM
WEBSITE: WWW.SSCCONTROLS.COM

ALL DIMENSIONS ARE FOR REFERENCE ONLY.

The SSC Controls Company

8909 EAST AVENUE
MENTOR, OHIO, USA 44060

UNLESS OTHERWISE SPECIFIED,
DIMENSIONS ARE IN INCHES
AND TOLERANCES ARE AS FOLLOWS:

FOR 2 DECIMAL PLACES: $\pm .02$
FOR 3 DECIMAL PLACES: $\pm .002$
FOR ANGLES: $\pm .5$ OF A DEGREE

DRAWING INFORMATION	
DRAWN BY:	BAM
CHECKED BY:	JEM
DATE:	3/24/03
SCALE:	N/A

DRAWING NAME:	
L- AND M-SERIES EXTERIOR DIMENSIONS	
DRAWING NUMBER:	
20350-REF	