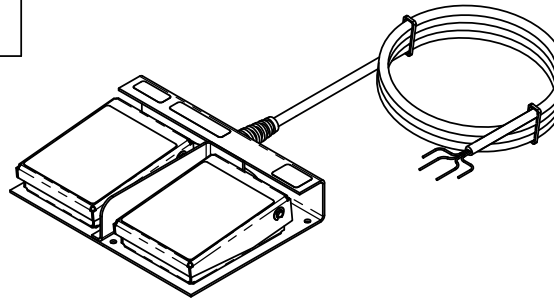
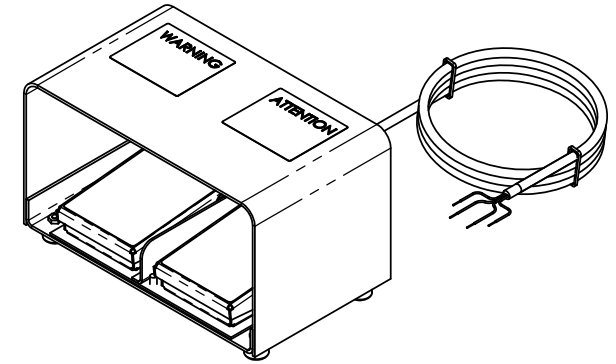


THE INFORMATION CONTAINED IN THIS DRAWING IS THE SOLE PROPERTY OF THE SSC CONTROLS COMPANY AND IS NOT TO BE USED, REPRODUCED, OR DISCLOSED WITHOUT THE EXPRESS WRITTEN PERMISSION OF THE SSC CONTROLS COMPANY.

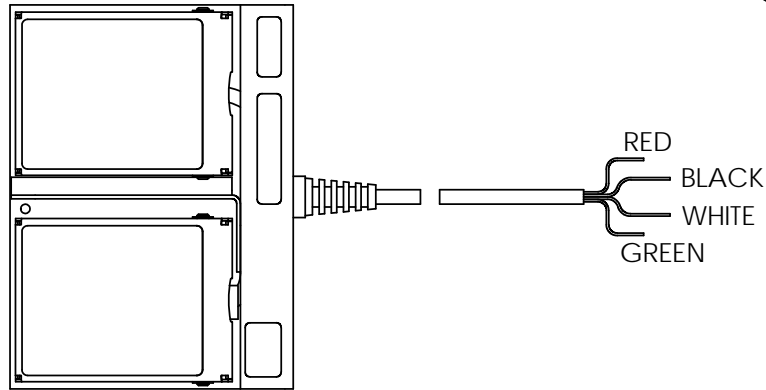


DS100



DS100-DG

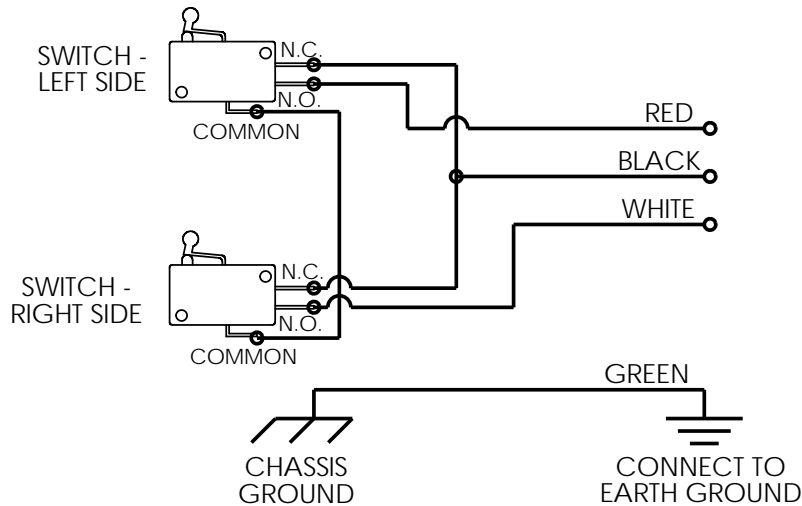
FRONT OF UNIT
(FACING USER)



ELECTRICAL RATING: 13 AMPS @ 125/250 VAC
 CABLE LENGTH: 8 FEET
 UL/CSA/NEMA ENCLOSURE TYPE 1

WARNING: TO AVOID PERSONAL INJURY, DO NOT USE FOOT SWITCHES ON MACHINERY LACKING EFFECTIVE POINT-OF-OPERATION SAFEGUARDS. DISCONNECT INPUT POWER BEFORE INSTALLATION OR MAINTENANCE. ONLY A QUALIFIED ELECTRICIAN SHOULD SELECT AND INSTALL THIS FOOT SWITCH. REVIEW THE FOOT SWITCH SAFETY WARNING BEFORE THE SELECTION, INSTALLATION, USE, AND MAINTENANCE OF THIS CONTROL. THE FOOT SWITCH SAFETY WARNING IS SUPPLIED WITH EACH FOOT SWITCH (OR CONTACT SSC FOR ADDITIONAL COPIES).

CONTACT INFO:
 THE SSC CONTROLS CO.
 PH: 440-205-1600
 FAX: 440-205-1700
 EMAIL: MAIL@SSCCONTROLS.COM
 WEBSITE: WWW.SSCCONTROLS.COM



NOTES:
 LEFT SWITCH = RED & BLACK LEADS
 RIGHT SWITCH = WHITE & BLACK LEADS
 CHASIS GROUND = GREEN LEAD

UNIT IS WIRED SO BOTH SWITCHES CANNOT BE OPERATED AT THE SAME TIME (NEITHER SWITCH WILL WORK IF BOTH ARE PRESSED)

The SSC Controls Company

8909 EAST AVENUE
 MENTOR, OHIO, USA 44060

UNLESS OTHERWISE SPECIFIED,
 DIMENSIONS ARE IN INCHES
 AND TOLERANCES ARE AS FOLLOWS:
 FOR 2 DECIMAL PLACES: ± .02
 FOR 3 DECIMAL PLACES: ± .002
 FOR ANGLES: ± .5 OF A DEGREE

DRAWING INFORMATION	
DRAWN BY:	BAM
CHECKED BY:	JEM
DATE:	7/25/10
SCALE:	NONE

DRAWING NAME:	
DS100 AND DS100-DG WIRING DIAGRAM	
DRAWING NUMBER:	
30265	